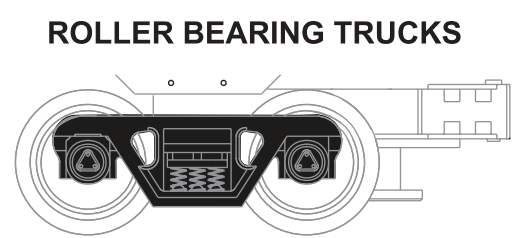
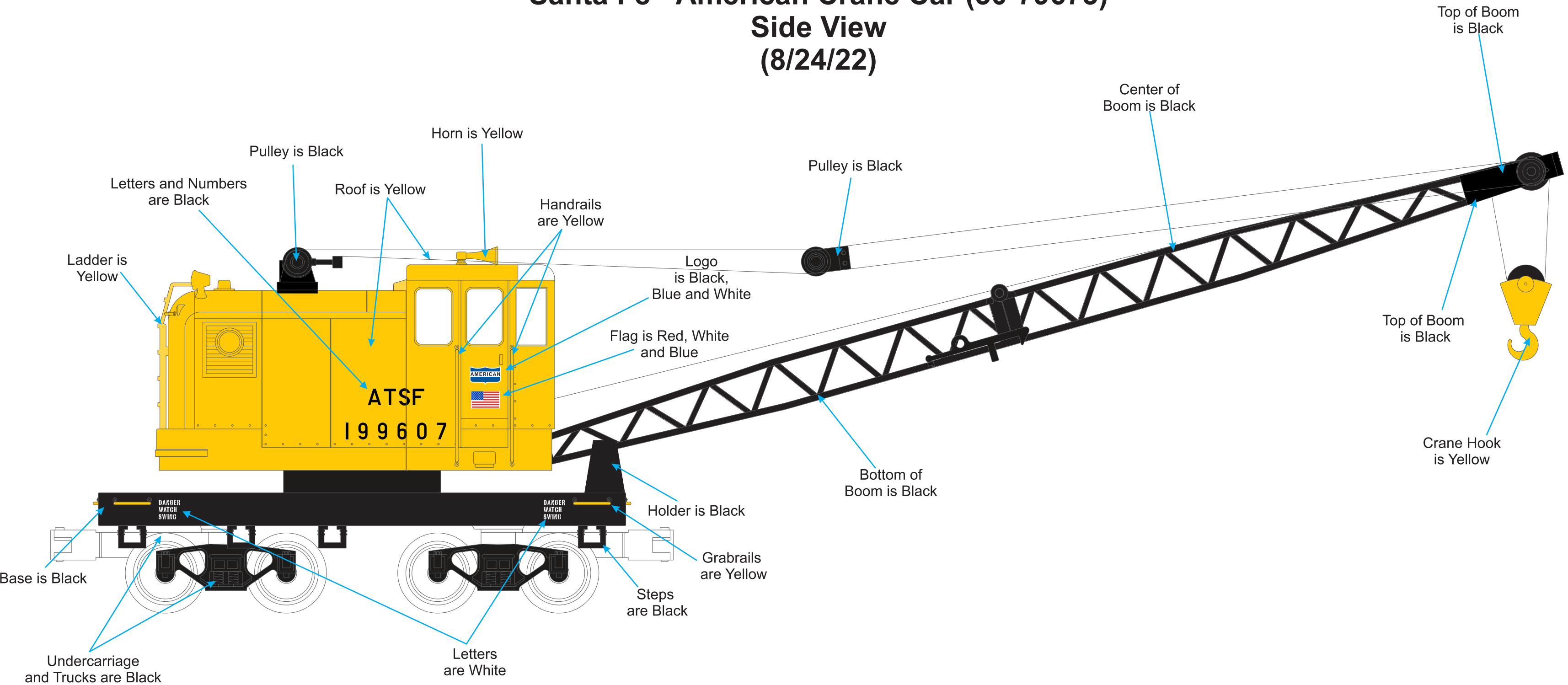


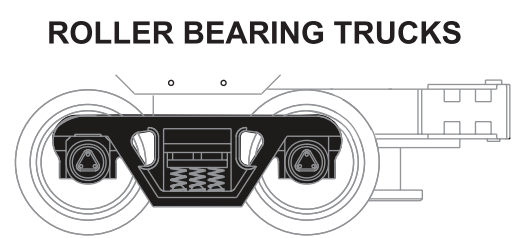
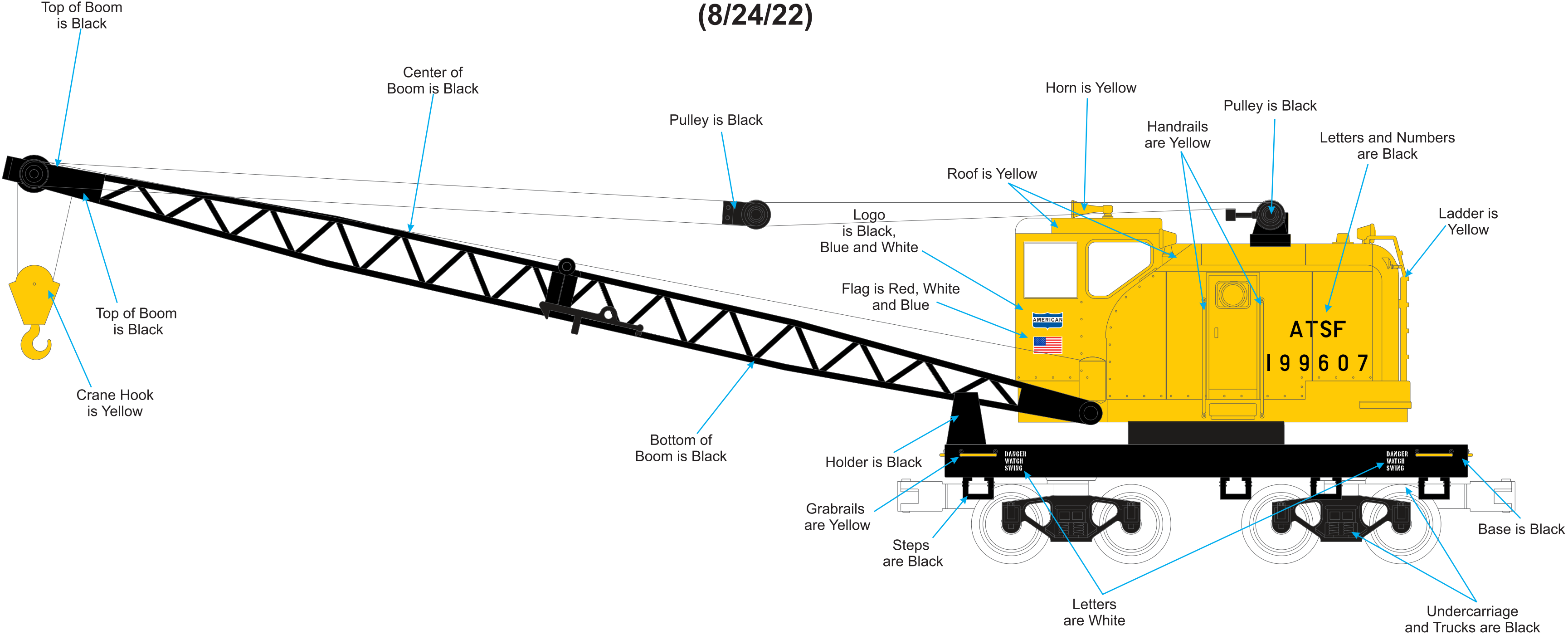
RailKing - 2022 Special Projects TW TrainWorx Santa Fe - American Crane Car (30-79673) Side View (8/24/22)



PROPERTY OF M.T.H. ELECTRIC TRAINS -- CONFIDENTIAL

<u>Color Guide</u>	<u>Color Priority</u>
Yellow = Santa Fe Yellow (MT 011-1326)	2
Red = Pantone Red (MT 008-1266)	2
White = Standard White (MT 009-1314)	n/a
Black = Standard Black (MT 001-1000)	n/a
Blue = Pantone 2945 CV	1

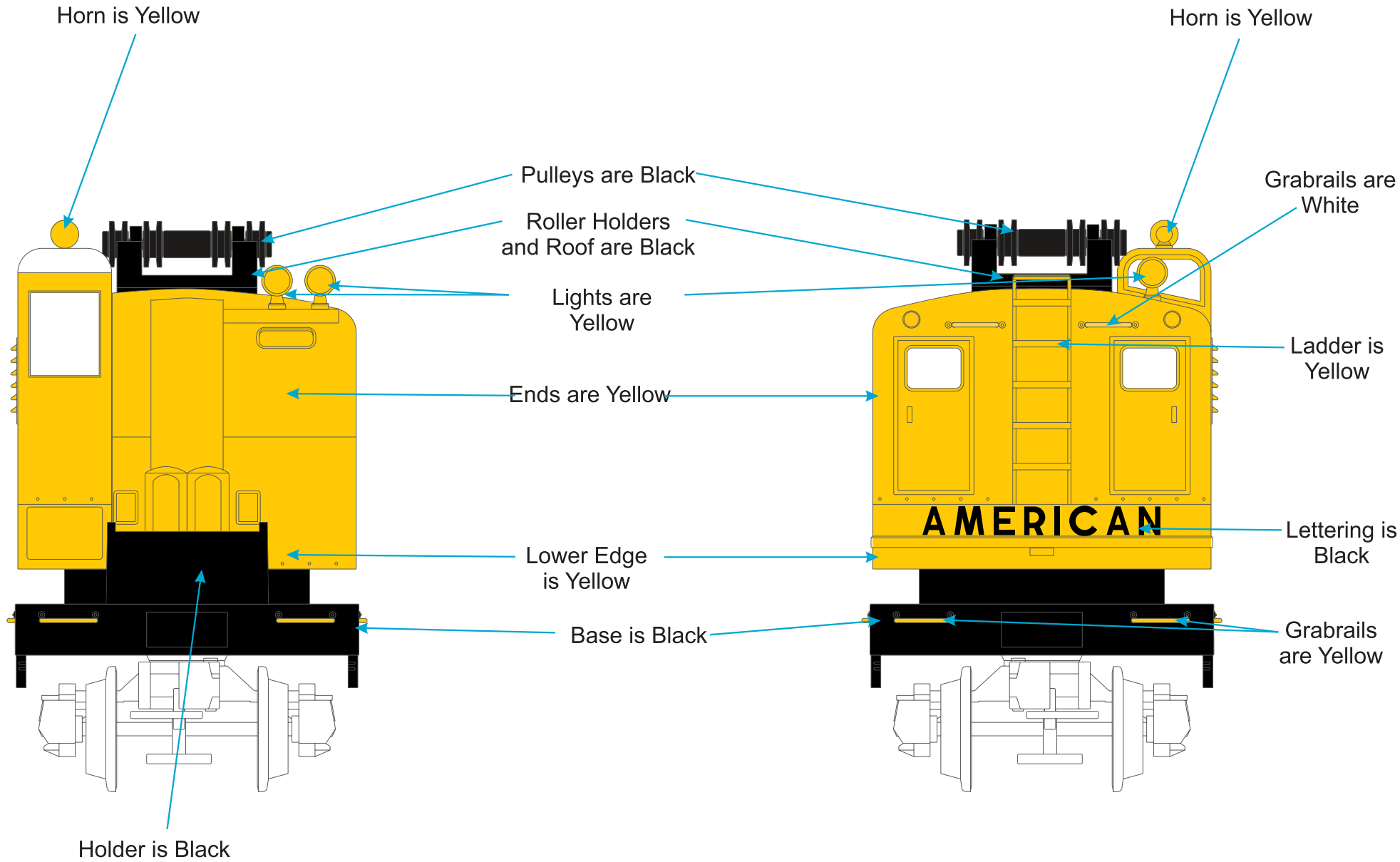
RailKing - 2022 Special Projects TW TrainWorx Santa Fe - American Crane Car (30-79673) Reversed View (8/24/22)



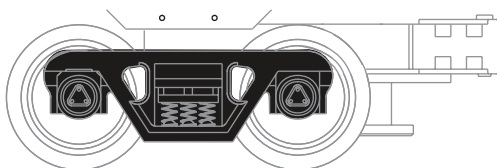
PROPERTY OF M.T.H. ELECTRIC TRAINS -- CONFIDENTIAL

Color Guide	Color Priority
Yellow = Santa Fe Yellow (MT 011-1326)	2
Red = Pantone Red (MT 008-1266)	2
White = Standard White (MT 009-1314)	n/a
Black = Standard Black (MT 001-1000)	n/a
Blue = Pantone 2945 CV	1

RailKing - 2022 Special Projects TW TrainWorx Santa Fe - American Crane Car (30-79673) End View (8/24/22)



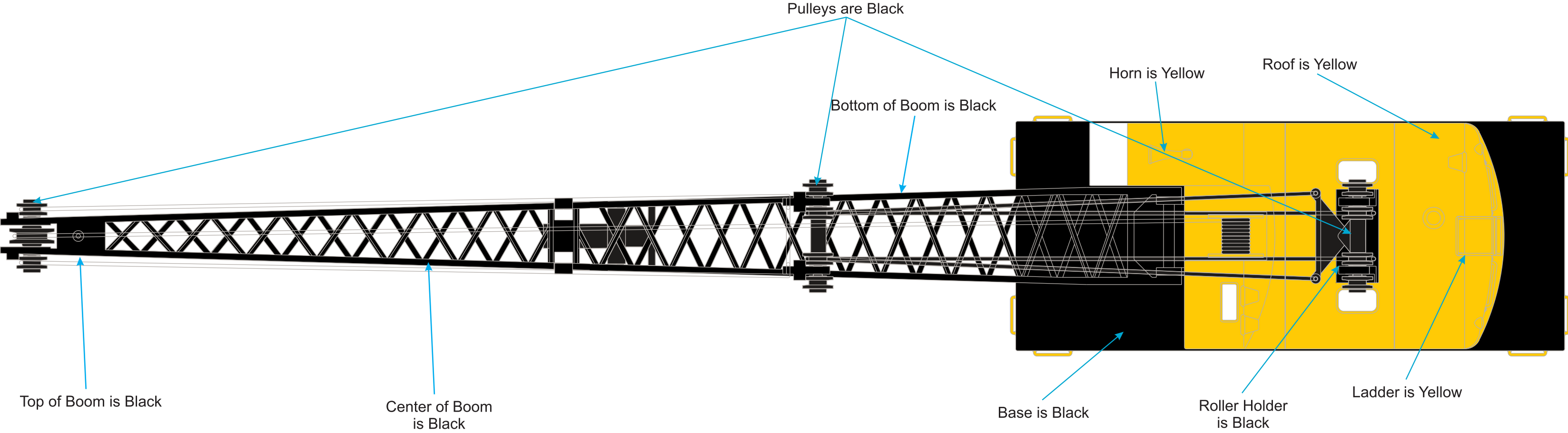
ROLLER BEARING TRUCKS



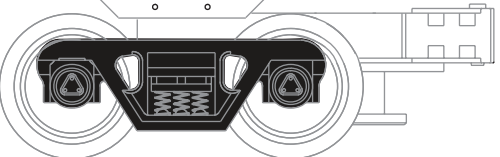
PROPERTY OF M.T.H. ELECTRIC TRAINS -- CONFIDENTIAL

Color Guide	Color Priority
Yellow = Santa Fe Yellow (MT 011-1326)	2
Red = Pantone Red (MT 008-1266)	2
White = Standard White (MT 009-1314)	n/a
Black = Standard Black (MT 001-1000)	n/a
Blue = Pantone 2945 CV	1

RailKing - 2022 Special Projects TW TrainWorx Santa Fe - American Crane Car (30-79673) Top View (8/24/22)



ROLLER BEARING TRUCKS



PROPERTY OF M.T.H. ELECTRIC TRAINS -- CONFIDENTIAL

<u>Color Guide</u>	<u>Color Priority</u>
Yellow = Santa Fe Yellow (MT 011-1326)	2
Red = Pantone Red (MT 008-1266)	2
White = Standard White (MT 009-1314)	n/a
Black = Standard Black (MT 001-1000)	n/a
Blue = Pantone 2945 CV	1